



TOP CABLE Xtrem H07RN-F

TOP CABLE TOPFLEX MS TRI-RATED H07V2K

TOP CABLE TOPFLEX

TOP CABLE FLEXTEL 110ES04V

TOP CABLE Xtrem H07RN-F



POWER FLEX CABLES

POWER FLEX CABLES

2024 Cables Catalogue



2 Core Cable (2X)



3 Core Cable (3G) 2 Core + Earth



4 Core Cable (4G) 3 Core + Earth



5 Core Cable (5G) 4 Core + Earth



Discover the exceptional quality, reliability, and versatility of Power Flex Cables. Explore our stocked products and find the ideal cables for your needs. Let us empower you with our expertise and provide the perfect cable solutions for your projects.





POWERFLEX[®] RV-K

Flexible Power Cable for Industrial Applications and Submersible Pumps

CONSTRUCTION	
Conductors	Electrolytic annealed copper Class 5 (Flexible) according to IEC 60228 & AS/NZS 1125
Insulation	XLPE Cross-linked polyethylene DIX-3 acc. to IEC 60502-1 & HD 603-1
Outer Jacket	Flexible AD8 Composite Compound PVCST2 acc. to IEC 60502-1
Voltage	0.6/1 kV
Minimum Bending Radius	5 x cable diameter

PROPERTIES	
Submersible Rating	AD8 Submersion up to 200M
Environmental Resistance	UV Resistant UNE 211605, Good resistance to chemicals & oils
Fire Performance	Flame retardant IEC 60332-1, CPR: Eca, Reduce Halogen Emission, Chlorine <15%
Temperature Range	-40C - +90C
Maximum	Max. short-circuit temperature 250C 5 sec.

APPLICATIONS	
Bore Pumping Applications and submersible pump installations, underwater pond lighting.	
Fixed installations in Entertainment Projects; Music, Theatre Lighting and Stage Power Supply	
Indoor & Outdoor installations, damp conditions & permanent submersion. Marine Applications BV approved.	
Low voltage industrial-type connections: Urban grids, buildings, installations, with or without conduit.	
High Flexibility, light & easy to install even in difficult layouts, efficient cable routing.	

PACKAGING	
Roll Lengths	1000M, 500M, 100M, Cut Lengths
Cable Marking	TOP CABLE POWERFLEX RV-K 0.6/1 KV XGX.X(SIZE) mm2 UNE 21123 IEC 60502 AENOR KEMA-KEUR E- 022-14-3795 CE / R2V SOUPLE 0.6/1 KV XGX,5 mm2 /90C DOP TC004 Eca MADE IN SPAIN 33460(Batch) YEARXXXX XXXX(Meter)
	Meter marked



POWERFLEX[®] RV-K

Flexible Power Cable for Industrial Applications and Submersible Pumps

Product code	Cross-section mm ²	Overall Diameter	Max amps *	Voltage drop (V/A -km)	Weight (kg/km)
RVK02/1.5	2X1.5	8.2	24	34	90
RVK02/2.5	2X2.5	9.2	32	20.4	120
RVK02/4.0	2X4.0	10.3	43	12.7	165
RVK03/1.5	3G 1.5	8.9	20	34	110
RVK03/2.5	3G 2.5	9.8	27	20.4	145
RVK03/4.0	3G 4.0	11	36	12.7	200
RVK03/6.0	3G 6.0	12.1	46	8.45	265
RVK03/10	3G 10	14.3	66	4.89	405
RVK04/1.5	4G 1.5	9.7	20	33.9	130
RVK04/2.5	4G 2.5	10.7	27	20.3	175
RVK04/4.0	4G 4.0	12.0	36	12.6	245
RVK04/6.0	4G 6.0	13.4	46	8.41	330
RVK04/10	4G 10	15.7	66	4.87	505
RVK04/16	4G 16	18.2	87	3.08	750
RVK05/1.5	5G 1.5	10.4	20	33.9	155
RVK05/2.5	5G 2.5	11.6	27	20.3	215
RVK05/4.0	5G 4.0	13.2	36	12.6	300
RVK05/6.0	5G 6.0	14.7	46	8.41	405
RVK05/10	5G 10	17.1	66	4.87	625

*Max amperage values according to AS/NZS 3008.1.1:2009 Table 11 (Twin-core), Table 14 (Multicore) X-90, X-HF-90, R-EP-90, R-HF-90, R-CSP-90 90 C (Flexible Cu Unenclosed - Spaced). Ambient temperature 40 C in air, 25 C in ground.



XTREM[®] H07RN-F

Premium Rubber Insulated Flex Cable

CONSTRUCTION	
Conductors	Electrolytic annealed copper Class 5 (Flexible) according to IEC 60228 & AS/NZS 1125
Insulation	Thermosetting rubber insulation type E17 (EN 50363-1) Identification acc. to HD308 & HD186
Outer Jacket	Thermosetting flexible rubber type EM2 acc. EN 50363-1
Voltage	450/750 V
Minimum Bend Radius	<12mm, 3 x cable diameter, >12mm, 4x cable diameter

PROPERTIES	
Submersible Rating	500 Meters, AD8 Permanent Submersion & Deep Water Installations
Water types	Drinking water AS/NZS 4020. Fresh, polluted, salt water
Environmental Resistance	UV & Excellent resistance to chemicals, oils, grease and mineral oils and Abrasion
Fire Performance	Flame retardant IEC 60332-1, CPR Eca EN 50575
Temperature Range	-40C (Fixed), (-25 Flexing) to +90C
Maximum	Maximum Short-Circuit Temperature (250C) 5 seconds

APPLICATIONS	
Inline Submersible pumps in deep water installations (AD8), Deep wells, Water filtration and drinking water	
Electric motors, CNC Machines, Industrial applications, Factories, Indoor & Outdoor use.	
Power supply for hand held machinery, including welding, heavy duty extension cords, long service life, reusable.	
Aquaculture, fish farms, shrimp farms, and “living” water (with presence of micro-organisms and aquatic species)	

PACKAGING	
Roll Lengths	1000M, 500M, 100M, Cut Lengths
Cable Marking	TOP CABLE Xtrem H07RN-F 450/750V 3G2,5 mm2 AENOR <HAR> IEC 60245 TOP CABLE Xtrem H07RN-F 450/750 V 3G2.5 mm2 E-022-14-10764 CE DOP TC003 Eca MADE IN SPAIN 3624 2023YEAR 2797(Meter Marked)
	Meter Marked



XTREM[®] H07RN-F

Premium Rubber Insulated Flex Cable

Product code	Cross-section mm ²	Overall Diameter	Max amps *	Voltage drop (V/A -km)	Weight (kg/km) ³
H071C16.TC	1 X 16	11.2	110	2.68	775
H071C25.TC	1 X 25	13.0	147	1.73	1080
H071C35.TC	1 X 35	14.6	183	1.23	1610
H071C50.TC	1 X 50	17.0	231	0.86	2100
H071C70.TC	1 X 70	19.1	292	0.603	185
H071C95.TC	1 X 95	21.4	351	0.457	280
H071C120.TC	1 X 120	23.3	418	0.357	395
H072C1.0.TC	2X1	7.7	19	45.1	75
H072C1.5.TC	2X1.5	8.5	24	34	100
H072C2.5.TC	2X2.5	10.1	32	20.4	145
H072C4.0.TC	2X4.0	11.8	43	12.7	200
H073G1.0.TC	3G 1	8.3	16	45.1	95
H073G1.5.TC	3G 1.5	9.3	20	34	125
H073G2.5.TC	3G 2.5	11.1	27	20.4	185
H073G4.0.TC	3G 4.0	12.7	36	12.7	260
H073G6.0.TC	3G 6.0	14.3	46	8.45	335
H073G10.TC	3G 10	19.6	66	4.42	630
H074G1.5.TC	4G 1.5	10.4	20	33.9	160
H074G2.5.TC	4G 2.5	12.1	27	20.3	225
H074G4.0.TC	4G 4.0	14.0	36	12.6	320
H074G6.0.TC	4G 6.0	15.7	46	8.41	425
H074G10.TC	4G 10	21.4	66	4.87	775
H074G16.TC	4G 16	24.6	87	2.8	1080
H074G25.TC	4G 25	29.5	116	1.8	1610
H074G35.TC	4G 35	32.7	144	1.28	2100
H075G1.5.TC	5G 1.5	11.3	20	33.9	185
H075G2.5.TC	5G 2.5	13.5	27	20.3	280
H075G4.0.TC	5G 4.0	15.6	36	12.6	395
H075G6.0.TC	5G 6.0	17.7	46	8.41	530
H075G10.TC	5G 10	23.9	66	4.87	945
H077G1.5.TC	7G 1.5	15	20	30.7	315
H077G2.5.TC	7G 2.5	17.1	27	18.4	435
H0712G1.5.TC	12G 1.5	17.5	20	30.7	445

*Max amperage values according to AS/NZS 3008.1.1:2009 Table 11 (Twin-core), Table 14 (Multicore) X-90, X-HF-90, R-EP-90, R-HF-90, R-CSP-90 90 C (Flexible Cu Unenclosed - Spaced). Ambient temperature 40 C in air, 25 C in ground. Single conductor Current Rating Capacity according to AS/NZS 3808 Flexible Cables with Rubber Insulation, Unenclosed spaced



XTREM[®] DN-F Heavy Duty

1000V Thermoset Rubber Power & Control (Flexing)

CONSTRUCTION

Conductors	Electrolytic annealed copper Class 5 (Flexible) according to IEC 60228 & AS/NZS 1125
Insulation	Thermosetting rubber insulation type EPR (IEC 60502-1) Identification acc. to HD308 & HD186
Outer Jacket	Thermosetting flexible genuine vulcanized rubber type SE1 (IEC 60502-1)
Voltage	0.6/1kV in fixed and flexing mobile service
Minimum Bend Radius	<12mm, 3 x cable diameter, >12mm, 4x cable diameter

PROPERTIES

Submersible Rating	500 Meters, AD8 Permanent Submersion & Deep bores.
Water types	Drinking water AS/NZS 4020. Fresh, polluted, salt water, waste water/sewage,
Environmental Resistance	UV, Ozone & Excellent resistance to chemicals, oils, grease and mineral oils and Abrasion
Fire Performance	Flame retardant IEC 60332-1, CPR Eca EN 50575
Temperature Range	-40C (Fixed), (-25 Flexing) to +90C
Maximum	Maximum Short-Circuit Temperature (250C) 5 seconds

APPLICATIONS


Mining, Oil & Gas (Hazardous areas with explosive gas atmospheres) De-watering, quarrying, agricultural & construction.
Pumps - Water, De-watering, Sand & Mud, (Anti-wicking cable), Heavy-Duty & Inline-Submersible Pumps
Mobile equipment: cranes, construction equipment and heavy machinery. Wind turbines.
Portable or audio-visual engines and mobile equipment.
Electric motors, CNC Machines, Industrial applications, Factories, mobile service & operation at maximum continuous performance
Temporary site installations, heavy duty extension cords and CEEForm Applications
Aquaculture, fish farms, shrimp farms, and "living" water (with presence of micro-organisms and aquatic species)
Marine & Shipbuilding - General power and lighting. Flame retardant. DNV Type Approval: TAE00002AR
The requirements of SOLAS Amendments Chapter II-1, Part D, Reg. 45, 5.2 (provision to be taken to limit Fire Propagation along Bunches of Cables or Wires) are fulfilled without any additional measures.
AS/NZS 3004.2:2014 Electrical Installations-Marines and Boats- Boat Installations (6.1, 6.2, 6.3.1, 6.3.2, 6.3.3)

PACKAGING

Roll Lengths	1000M, 500M, 100M, Cut Lengths
Cable Marking	TOP CABLE Xtrem DN-F 0.6/1 KV 2x2.5 mm ² UNE 21150 / 0,6/1kV IEC 60092-353 E-022-14-10764 DOP TC003 Eca Made in Spain 42487/48/49 2023 2995(Meter Marked)
	Meter Marked

Product code	Cross-section mm ²	Overall Diameter	Max amps *	Voltage drop (V/A -km)	Weight (kg/km) ³
--------------	-------------------------------	------------------	------------	------------------------	-----------------------------

SDI Single Core



DNF1C16	1 X 16	11.2	110	2.68	775
DNF1C25	1 X 25	13.0	147	1.73	1080
DNF1C35	1 X 35	14.6	183	1.23	1610
DNF1C50	1 X 50	17.0	231	0.86	2100
DNF1C70	1 X 70	19.1	292	0.603	185
DNF1C95	1 X 95	21.4	351	0.457	280
DNF1C120	1 X 120	23.3	418	0.357	395

Twin Core



Product code	Cross-section mm ²	Overall Diameter	Max amps *	Voltage drop (V/A -km)	Weight (kg/km) ³
DNF2C1.5	2X1.5	8.5	24	34	100
DNF2C2.5	2X2.5	10.1	32	20.4	145
DNF2C4.0	2X4.0	11.8	43	12.7	200

3 Core



Product code	Cross-section mm ²	Overall Diameter	Max amps *	Voltage drop (V/A -km)	Weight (kg/km) ³
DNF3G1.5	3G 1.5	9.3	20	34	125
DNF3G2.5	3G 2.5	11.1	27	20.4	185
DNF3G4.0	3G 4.0	12.7	36	12.7	260
DNF3G6.0	3G 6.0	14.3	46	8.45	335
DNF3G10	3G 10	19.6	66	4.42	630

4 Core



Product code	Cross-section mm ²	Overall Diameter	Max amps *	Voltage drop (V/A -km)	Weight (kg/km) ³
DNF4G1.5	4G 1.5	10.4	20	33.9	160
DNF4G2.5	4G 2.5	12.1	27	20.3	225
DNF4G4.0	4G 4.0	14.0	36	12.6	320
DNF4G6.0	4G 6.0	15.7	46	8.41	425
DNF4G10	4G 10	21.4	66	4.87	775
DNF4G16	4G 16	24.6	87	2.8	1080
DNF4G25	4G 25	29.5	116	1.8	1610
DNF4G35	4G 35	32.7	144	1.28	2100

5 Core

Product code	Cross-section mm ²	Overall Diameter	Max amps *	Voltage drop (V/A -km)	Weight (kg/km) ³
DNF5G1.5	5G 1.5	11.3	20	33.9	185
DNF5G2.5	5G 2.5	13.5	27	20.3	280
DNF5G4.0	5G 4.0	15.6	36	12.6	395
DNF5G6.0	5G 6.0	17.7	46	8.41	530
DNF5G10	5G 10	23.9	66	4.87	945

7 Core & 12 Core

Product code	Cross-section mm ²	Overall Diameter	Max amps *	Voltage drop (V/A -km)	Weight (kg/km) ³
DNF7G1.5	7G 1.5	15	20	30.7	315
DNF7G2.5	7G 2.5	17.1	27	18.4	435
DNF12G1.5	12G 1.5	17.5	20	30.7	445

*Max amperage values according to AS/NZS 3008.1.1:2009 Table 11 (Twin-core), Table 14 (Multicore) X-90, X-HF-90, R-EP-90, R-HF-90, R-CSP-90 90 C (Flexible Cu Unenclosed - Spaced). Ambient temperature 40 C in air, 25 C in ground. Single conductor Current Rating Capacity according to AS/NZS 3808 Flexible Cables with Rubber Insulation, Unenclosed spaced



TOPDRIVE[®] VSD (EMC) ROZ1-K (AS)

LSZH Double Screened Cable for VFD Variable Frequency Drives

CONSTRUCTION	
Conductors	Electrolytic annealed copper Class 5 (Flexible) according to IEC 60228 & AS/NZS 1125
Insulation	XLPE Cross-linked polyethylene type HF-XLPE-90 acc. to IEC 60092-360
Protective layer	AL-POS
Screen	Tinned copper braid screen and ripcord
Outer Jacket	Low Smoke Halogen Free Polyolefin SHF1 Type ST8 (IEC 60092-360), Black
Voltage	0.6/1 kV
Minimum Bending Radius	10 x cable diameter
Approvals	ABS, DNV-GL, Bureau Veritas, Lloyd's Register, CE, RoHS

PROPERTIES	
Environmental Resistance	UV Resistant, resistance to chemicals & oils
Flame retardant	Flame retardant IEC 60332-1
Fire retardant	Fire non-propagation IEC 60332-3
Low smoke halogen free	LSZH IEC 60754-1
Emissions	Low corrosive gases emission IEC 60754-2, Low smoke emission IEC 61034
Light transmittance	>80%
Construction Products Regulation CPR	Cca-s1a, d1, a1
Service temperature	Maximum 90 Degrees Celsius
Maximum	Max. Short circuit temperature 250C (5 sec.)
Minimum	-40C (Fixed, protected installations)

APPLICATIONS
VFD Motors and drives, variable speed drive motors, connection to pump sheds, e.g., agriculture
Computer labs, data centers, telecommunications and networking power supply
Marine use, commercial vessels, international waters vessels, small and large vessels
Maritime projects where LSZH power cables are required by law
Safety cable in the event of fire does not emit toxic or corrosive gases. Protection for public health and protection of electronic equipment
Airports, hospitals, schools, public places where safety is required.

Product code	Cross-section mm ²	Overall Diameter	Max amps *	Voltage drop (V/A -km)	Weight (kg/km)
ZH.VSD.4G1.5	4G 1.5	11.4	20	33.9	185
ZH.VSD.4G2.5	4G 2.5	12.2	27	20.3	230
ZH.VSD.4G4.0	4G 4.0	13.7	36	12.6	300
ZH.VSD.4G6.0	4G 6.0	15.1	46	8.41	385
ZH.VSD.4G10	3X10 + 3G1.5	15.6	66	4.87	510

*Max amperage values according to AS/NZS 3008.1.1:2009 Table 11 (Twin-core), Table 14 (Multicore) X-90, X-HF-90, R-EP-90, R-HF-90, R-CSP-90 90 C (Flexible Cu Unenclosed - Spaced). Ambient temperature 40 C in air, 25 C in ground. Single conductor Current Rating Capacity according to AS/NZS 3808 Flexible Cables with Rubber Insulation, Unenclosed spaced



TOP CABLE TOPFLEX® MS TRI-RATED H07V2-K

TOPFLEX® MS TRI-RATED / H07V2-K

Extra Flex Switchboard wire

CONSTRUCTION	
Conductors	Electrolytic annealed copper Class 5 (Flexible) according to IEC 60228 & AS/NZS 1125
Insulation	Extra slide flexible PVC (High service temperature) T13 Class 43 UL 1581
Voltage	0.6/1 kV
Bend Radius	5 x cable diameter
Standards	UL 758, CSA C22.2, IEC 60332-1, IEC 60228, <HAR>, UL Listed, RoHS, CE, CPR (Construction Products Regulation)

PROPERTIES	
Water resistance	AD3 Sprays
Environmental Resistance	Acceptable resistance to chemicals/oils
Fire Performance	Flame retardant IEC 60332-1 Non propagation VW-1, FT1 & FT2 acc. to UL 2556, CPR: Eca
Temperature Range	-40C to + 90C/105C
Maximum	Max. Short circuit temperature 160C (5 sec.)

Cross-section mm ²	Overall Diameter	Max amps *	Voltage drop (V/A -km)	Weight (kg/km)
0.5	2.5	10	99.5	10
0.75	2.7	13	66.6	13
1	2.8	16	49.9	15
1.5	3.0	20	34	20
2.5	3.5	28	20.4	30
4	4.0	37	12.7	45
6	4.6	48	8.45	65
10	6.4	66	4.89	115
16	8.1	88	3.1	180

Single conductor Current Rating Capacity according to AS/NZS 3008 Flexible Cables with 90 Degree Insulation, Unenclosed spaced

PACKAGING	
Roll Lengths	100M and Cut to length >6mm (no cutting charge)
Cable Marking	TOPFLEX MS TRI-RATED H07V2-K 1X10 AENOR <HAR> DOP TC019 Eca / TOPFLEX MS 8 AWG 105C AWM 1 A/B 600 V FT1 CR/US AWM STYLE 1028 600V VW01 E-194780 CSA TEW FT1 / TOPFLEX MS H07V2-K 1X10 / TOPFLEX MS BS 6231 600/1000 V 10 SQMM HEAT RESISTING 90 4878
	Meter by Meter marking (from 10mm ² onwards)

TOPFLEX® MS TRI-RATED/H07V2-K

Extra Flex Switchboard wire



Part Number	Size & Colour	Roll Length
TFX.0.5.BLA	0.5MM2 BLACK	100 Meter Reel
TFX.0.5.BLU	0.5MM2 BLUE	100 Meter Reel
TFX.0.5.GRY	0.5MM2 GREY	100 Meter Reel
TFX.0.5.RED	0.5MM2 RED	100 Meter Reel
TFX.0.5.VIO	0.5MM2 VIOLET	100 Meter Reel
TFX.0.5.WHI	0.5MM2 WHITE	100 Meter Reel
TFX.0.5.BRW	0.5MM2 BROWN	100 Meter Reel
TFX.0.5.ORA	0.5MM2 ORANGE	100 Meter Reel
TFX.0.75.BLA	0.75MM2 BLACK	100 Meter Reel
TFX.0.75.BLU	0.75MM2 BLUE	100 Meter Reel
TFX.0.75.GRY	0.75MM2 GREY	100 Meter Reel
TFX.0.75.RED	0.75MM2 RED	100 Meter Reel
TFX.0.75.VIO	0.75MM2 VIOLET	100 Meter Reel
TFX.0.75.WHI	0.75MM2 WHITE	100 Meter Reel
TFX.0.75.BRW	0.75MM2 BROWN	100 Meter Reel
TFX.0.75.ORA	0.75MM2 ORANGE	100 Meter Reel
TFX.1.BLA	1 MM2 BLACK	100 Meter Reel
TFX.1.BLU	1 MM2 BLUE	100 Meter Reel
TFX.1.PIN	1 MM2 PINK	100 Meter Reel
TFX.1.RED	1 MM2 RED	100 Meter Reel
TFX.1.BRW	1 MM2 BROWN	100 Meter Reel
TFX.1.WHI	1 MM2 WHITE	100 Meter Reel
TFX.1.GRY	1 MM2 GREY	100 Meter Reel
TFX.1.ORA	1 MM2 ORANGE	100 Meter Reel
TFX.1.YLW	1 MM2 YELLOW	100 Meter Reel

Part Number	Size & Colour	Roll Length
TFX.1.5.RED	1.5 MM2 RED	100 Meter Reel
TFX.1.5.BLU	1.5 MM2 BLUE	100 Meter Reel
TFX.1.5.BLA	1.5 MM2 BLACK	100 Meter Reel
TFX.1.5.ORA	1.5 MM2 ORANGE	100 Meter Reel
TFX.1.5.VIO	1.5 MM2 VIOLET	100 Meter Reel
TFX.1.5.WHI	1.5 MM2 WHITE	100 Meter Reel
TFX.1.5.YLW	1.5 MM2 YELLOW	100 Meter Reel
TFX.2.5.RED	2.5 MM2 RED	100 Meter Reel
TFX.2.5.BLA	2.5 MM2 BLACK	100 Meter Reel
TFX.2.5.BRW	2.5 MM2 BROWN	100 Meter Reel
TFX.2.5.BLU	2.5 MM2 BLUE	100 Meter Reel
TFX.2.5.GRY	2.5 MM2 GREY	100 Meter Reel
TFX.2.5.WHI	2.5 MM2 WHITE	100 Meter Reel
TFX.4.RED	4 MM2 RED	100 Meter Reel
TFX.4.BLA	4 MM2 BLACK	100 Meter Reel
TFX.4.WHI	4 MM2 WHITE	100 Meter Reel
TFX.4.BLU	4 MM2 BLUE	100 Meter Reel
TFX.6.RED	6 MM2 RED	100 Meter Reel
TFX.6.BLA	6 MM2 BLACK	100 Meter Reel
TFX.6.WHI	6 MM2 WHITE	100 Meter Reel
TFX.6.BLU	6 MM2 BLUE	100 Meter Reel
TFX.10.BLU	10 MM2 BLUE	100 Meter Reel
TFX.10.BLA	10 MM2 BLACK	100 Meter Reel
TFX.10.RED	10 MM2 RED	100 Meter Reel
TFX.16.RED	16 MM2 RED	100 Meter Reel
TFX.16.BLA	16 MM2 BLACK	100 Meter Reel



TOPFLEX[®] EARTH

Green/Yellow Insulated Flex for earthing connections

CONSTRUCTION	
Conductors	Electrolytic annealed copper Class 5 (Flexible) according to IEC 60228 & AS/NZS 1125
Insulation	Extra slide flexible PVC (High service temperature) T13 Class 43 UL 1581
Outer Jacket	Green/Yellow RAL 6018/1021
Voltage	0.6/1 kV
Bend Radius	5 x cable diameter
Standards	UL 758, CSA C22.2, IEC 60332-1, IEC 60228, <HAR>, UL Listed, RoHS, CE, CPR (Construction Products Regulation)

PROPERTIES	
Environmental Resistance	Acceptable resistance to chemicals/oils
Fire Performance	Flame retardant IEC 60332-1 Non propagation VW-1, FT1 & FT2 acc. to UL 2556, CPR: Eca
Temperature Range	-40C to + 90C/105C
Maximum	Max. Short circuit temperature 160C (5 sec.)

APPLICATIONS	
Grounding and earthing connections	
Installation for safety requirement or separate earthing systems	
Internal wiring of electrical cabinets, switchboards, electrical devices.	
In conduit/flexible motor ducts, transformers and machinery.	
Industrial use and electrical panel wiring	
Separate earthing cable used in buildings and power palls	

PACKAGING	
Roll Lengths	100M and Cut to length >6mm (no cutting charge)
Cable Marking	TOPFLEX MS TRI-RATED H07V2-K 1X10 AENOR <HAR> DOP TC019 Eca / TOPFLEX MS 8 AWG 105C AWM 1 A/B 600 V FT1 CR/US AWM STYLE 1028 600V VW01 E-194780 CSA TEW FT1 / TOPFLEX MS H07V2-K 1X10 / TOPFLEX MS BS 6231 600/1000 V 10 SQMM HEAT RESISTING 90 4878
	Meter by Meter marking (from 10mm ² onwards)



TOPFLEX[®] EARTH

Green/Yellow Insulated Flex for earthing connections

Product code	Cross-section mm ²	Overall Diameter	Max amps *	Voltage drop (V/A -km)	Weight (kg/km)
EC0.5GY	0.5	2.5	10	99.5	10
EC0.75GY	0.75	2.7	13	66.6	13
EC1.0GY	1	2.8	16	49.9	15
EC1.5GY	1.5	3.0	20	34	20
EC2.5GY	2.5	3.5	28	20.4	30
EC4.0GY	4	4.0	37	12.7	45
EC6.0GY	6	4.6	48	8.45	65
EC10GY	10	6.4	66	4.89	115
EC16GY	16	8.1	88	3.1	180
EC25GY	25	9.5	117	2.0	265
EC35GY	35	10.6	144	1.42	355
EC50GY	50	13.1	175	0.99	505
EC70GY	70	14.8	222	0.696	685

Single conductor Current Rating Capacity according to AS/NZS 3008 Flexible Cables with 90 Degree Insulation, Unenclosed spaced



XTREM[®] SDI

DN-F Single Core Double Insulated Flex

CONSTRUCTION	
Conductors	Electrolytic annealed copper Class 5 (Flexible) according to IEC 60228 & AS/NZS 1125
Insulation	Thermosetting rubber insulation type E17 (EN 50363-1) Identification acc. to HD308 & HD186
Outer Jacket	Thermosetting flexible rubber type EM2 acc. EN 50363-1
Voltage	0.6/1kV for fixed and flexible mobile installations
Minimum Bend Radius	<12mm, 3 x cable diameter, >12mm, 4x cable diameter

PROPERTIES	
Submersible Rating	AD8 Permanent Submersion & Deep Water Installations
Water types	Drinking water AS/NZS 4020. Fresh, polluted, salt water, sewage,
Environmental Resistance	UV & Excellent resistance to chemicals, oils, grease and mineral oils and Abrasion
Fire Performance	Flame retardant IEC 60332-1, CPR Eca EN 50575
Temperature Range	-40C (Fixed), (-25 Flexing) to +90C
Maximum	Maximum Short-Circuit Temperature (250C) 5 seconds

APPLICATIONS	
Submersible pumps in deep water installations (AD8), Water filtration and drinking water	
Electric motors, CNC Machines, Industrial applications, Factories, mobile service & operation at maximum continuous performance	
Robotics, windmills, Temporary site installations, De-mountables, Festivals, heavy duty extension cords	
Aquaculture, fish-farms, seafood industry, pond lighting	
Mining, oil & gas, hazardous gas and explosive environments. Marine, off-shore, ship to shore, shipbuilding, DNV approved	

Product code	Cross-section mm ²	Overall Diameter	Max amps *	Voltage drop (V/A -km)	Weight (kg/km)
DNF1C16	1 X 16	11.2	110	2.68	775
DNF1C25	1 X 25	13.0	147	1.73	1080
DNF1C35	1 X 35	14.6	183	1.23	1610
DNF1C50	1 X 50	17.0	231	0.86	2100
DNF1C70	1 X 70	19.1	292	0.603	185
DNF1C95	1 X 95	21.4	351	0.457	280
DNF1C120	1 X 120	23.3	418	0.357	395

*Current Rating Capacity according to AS/NZS 3808 Flexible Cables with Rubber Insulation, Unenclosed spaced



Flexitel[®] 110 - ES05VV-F
Flexible Multi-conductor control cable for mobile use

CONSTRUCTION	
Conductors	Electrolytic annealed copper Class 5 (Flexible) according to IEC 60228 & AS/NZS 1125
Insulation	Flexible PVC Type Tl2
Outer Jacket	UV Resistant Polyvinyl Chloride PVC Type TM2
Voltage	300/500V
Colour Code	Black Numbered Cores + Earth (G/Y)
Bending Radius	5 x Cable Diameter

PROPERTIES	
Impact Resistance	AG2 Medium severity
Water resistance	AD5 Jets
Environmental Resistance	UV resistant, resistance to chemicals & oils
Fire Performance	Flame retardant IEC 60332-1, Low Halogen Emission <15% Chlorine. CPR Eca
Temperature Range	75C
Maximum	Maximum short-circuit temperature 160C (5 sec.)
Minimum	-30C Fixed, Zero Degrees Mobile Service
Test Voltage	2000V / 5 min.
Standards	UNE 21031-5-1 C, IEC 60228, EN 50363-3, 50363-4, IEC 60332-1, EN 50575, UNE 211605, Construction Products Regulation CPR Eca, RoHS Compliant, CE Approved

APPLICATIONS
Mobile Service, Flexing Application
Connection of machinery parts in manufacturing
Machine Tools
Fixed ducts, indoor use, Open air, in conduit
Music and sound production

Product code	Cross-section mm ²	Overall Diameter	Weight (kg/km)
CC06/1.0	6G 1	7.9	110
CC07/1.0	7G 1	7.9	115
CC12/1.0	12G 1	10.3	190
CC19/1.0	19G 1	12.1	280



Power Flex Control Series

Flexible Black Control Cable for safety and signalling

CONSTRUCTION	
Conductors	Electrolytic annealed copper Class 5 (Flexible) according to IEC 60228 & AS/NZS 1125
Insulation	PVC (Self Extinguishing, oil resistant, Flame retardant)
Outer Jacket	UV Resistant Polyvinyl Chloride PVC
Voltage	300/500V
Colour Code	White Numbered Cores + Earth (G/Y)
Bending Radius	Fixed 4x Cable diameter, Flexing 10x Cable diameter
Standards	BS EN 50525-2-51, IEC 60228, IEC 60332-1-2

PROPERTIES	
Strength	Medium mechanical stresses
Water resistance	Moist/wet rooms, not for submersible application
Environmental Resistance	UV resistant, resistance to oils
Fire Performance	Flame retardant IEC 60332-1-2
Temperature Range	-40C to + 80C (Fixed), -25 to +70C Flexing

APPLICATIONS	
Conveyer belts, production lines in machinery production	
Air conditioning and steel production	
Measuring and control	
Tools and machinery	
Music and sound production	

PACKAGING	
Roll Lengths	500M, 100M, Cut Lengths



Power Flex Control Series

Flexible Black Control Cable for safety and signalling

Product code	Cross-section mm ²	Overall Diameter	Weight (kg/km)
PF02/0.5	2 X 0.5	5.5	48
PF03/0.5	3G 0.5	5.5	48
PF04/0.5	4G 0.5	6.0	56
PF05/0.5	5G 0.5	6.5	66
PF07/0.5	7G 0.5	7.4	86
PF12/0.5	12G 0.5	9.6	140
PF02/0.75	2 X 0.75	5.4	45
PF03/0.75	3G 0.75	6.0	60
PF04/0.75	4G 0.75	6.8	74
PF05/0.75	5G 0.75	7.4	88
PF07/0.75	7G 0.75	8.0	112
PF12/0.75	12G 0.75	10.8	188
PF18/0.75	18G 0.75	12.7	270
PF02/1.0	2 X 1.0	5.7	53
PF03/1.0	3G 1.0	6.4	69
PF04/1.0	4G 1.0	7.3	88
PF02/1.5	2 X 1.5	7.3	94
PF03/1.5	3G 1.5	7.3	94
PF04/1.5	4G 1.5	7.9	114
PF04/2.5	4G 2.5	9.9	180
PF05/2.5	5G 2.5	11.0	220
PF12/2.5	12G 2.5	16.4	490
PF18/2.5	18G 2.5	19.6	710



Flexitel[®] 200 VV-K

Flexible 0.6/1kV Control Cable

CONSTRUCTION

Conductors	Electrolytic annealed copper Class 5 (Flexible) according to IEC 60228 & AS/NZS 1125
Insulation	Flexible Type PVC/A acc. to IEC 60502-1
Outer Jacket	UV Resistant Polyvinyl Chloride PVC Type ST1 IEC 60502-1
Voltage	600/1000V
Colour Code	Black Numbered Cores + Earth (G/Y)
Bending Radius	5 x Cable Diameter

PROPERTIES

Impact Resistance	AG2 Medium severity
Water resistance	AD5 Jets
Environmental Resistance	UV resistant, Good resistance to chemicals & oils
Fire Performance	Flame retardant IEC 60332-1, Low Halogen Emission <15% Chlorine. CPR Eca
Temperature Range	75C
Maximum	Maximum short-circuit temperature 160C (5 sec.)
Minimum	-40 C (Fixed)
Standards	IEC 60228, IEC 60332-1, UNE 211605, Construction Products Regulation CPR Eca, RoHS Compliant, CE Approved

APPLICATIONS

Connecting motors and frequency converters
Complex layouts requiring flexible cables
Connection of machinery parts in manufacturing
Industrial use, factories, workshops
High level of protection, extremely versatile
Music and sound production, lighting, theatre



Flexitel[®] 200 VV-K
Flexible 0.6/1kV Control Cable

Product code	Cross-section mm ²	Overall Diameter	Weight (kg/km)
CC06/1.5	6G 1.5	9.5	155
CC07/1.5	7G 1.5	9.5	170
CC12/1.5	12G 1.5	11.9	270
CC19/1.5	19G 1.5	14.5	405
CC27/1.5	27G 1.5	17.4	550
CC07/2.5	7G 2.5	11.4	260
CC12/2.5	12G 2.5	14.3	415
CC08/2.5	8G 2.5	12.5	300
CC19/2.5	12G 2.5	17.9	635

PACKAGING	
Roll Lengths	500M, 100M, Cut Lengths
Meter marking	TOP CABLE FLEXTEL 200 VV-K 0.6/1KV 12G1.5 MM2 DOP TC014 Eca MADE IN SPAIN 39909 2023YEAR 0229M (Meter mark)



TOXFREE[®] ZH H07Z-K

Flexible, Halogen Free 90 Degree Cable for electrical panel wiring

CONSTRUCTION	
Conductors	Electrolytic annealed copper Class 5 (Flexible) according to IEC 60228 & AS/NZS 1125
Insulation	Halogen Free Thermosetting Flexible Rubber, type E15
Voltage	450/750v
Bend Radius	5 x Cable Diameter
Standards	IEC 60332-1, IEC 60332-22, IEC 60754-1, IEC 60754-2, IEC 61034, <HAR>, RoHS, CE Approved

PROPERTIES	
Environmental Resistance	Acceptable resistance to chemicals/oils
Fire Performance	Flame retardant IEC 60332-1 Fire non-propagation IEC 60332-22, LSZH IEC 60754-1
Emissions	Low corrosive gases emission IEC 60754-2, Low smoke emission IEC 61034
Temperature Range	-40C to + 90C
Maximum	Max. Short circuit temperature 250C (5 sec.)

PACKAGING	
Roll Lengths	100M packets
Cable Marking	TOP CABLE TOXFREE ZH H07Z-K 450/750 V nXs mm2 AENOR <HAR> EN 50525-3-41 // IECC 60332-3-22 // 90C DOP TC040 Dca-s2,d2,a1 MADE IN SPAIN XXXXX aaaa METER // Logo AENOR,

Cross-section mm2	Overall Diameter	Max amps *	Voltage drop (V/A -km)	Weight (kg/km)
1.5	2.9	20	29.5	20
2.5	3.6	26	17.7	30
4	4.1	37	11	45
6	4.7	48	7.32	60

Single conductor Current Rating Capacity according to AS/NZS 3008 Flexible Cables with 90 Degree Insulation, Unenclosed spaced

Colour	1.5mm2	2.5mm2	4mm2	6mm2
● Black	ZK1.5.BLA	ZK2.5.BLA	ZK4.BLA	ZK6.BLA
● Blue	ZK1.5.BLU	ZK2.5.BLU	ZK4.BLU	ZK6.BLU
● Brown	ZK1.5.BRO	ZK2.5.BRO	ZK4.BRO	ZK6.BRO
● Grey	ZK1.5.GRY	ZK2.5.GRY	ZK4.GRY	ZK6.GRY
● Red	ZK1.5.RED	ZK2.5.RED	ZK4.RED	ZK6.RED
○ (White)	ZK1.5.WHI	ZK2.5.WHI	ZK4.WHI	ZK6.WHI



TOXFREE[®] EARTH FLEX

Halogen Free Grounding wire

CONSTRUCTION

Conductors	Electrolytic annealed copper Class 5 (Flexible) according to IEC 60228 & AS/NZS 1125
Insulation	Halogen Free Thermosetting Flexible Rubber, type HF 90 acc. IEC 60092-360
Outer Jacket	Green/Yellow RAL 6018/1021
Voltage	0.6/1 kV
Bend Radius	4 x cable diameter
Standards	IEC 60092-360, IEC 60332-1, IEC 60332-22, IEC 60754-1, IEC 60754-2, IEC 61034, <HAR>, RoHS, CE

PROPERTIES

Environmental Resistance	Acceptable resistance to chemicals/oils
Fire Performance	Flame retardant IEC 60332-1 (non-propagation), Fire non-propagation IEC 60332-22, LSZH IEC 60754-1
Emissions	Low corrosive gases emission IEC 60754-2, Low smoke emission IEC 61034
Temperature Range	-40C to + 90C
Maximum	Max. Short circuit temperature 250C (5 sec.)

APPLICATIONS

Public places, electrical panels, Hospitals, schools, museums, airports, bus terminals, shopping malls, laboratories

Grounding and earthing connections

Installation for safety requirement or separate earthing systems

Internal wiring of electrical cabinets, switchboards, electrical devices.

In conduit/flexible motor ducts, transformers and machinery.

Industrial use and electrical panel wiring

Separate earthing cable used in buildings and power halls

Product code	Cross-section mm ²	Overall Diameter	Max amps *	Voltage drop (V/A -km)	Weight (kg/km)
ZHEC1.5GY	1.5	2.9	20	29.5	20
ZHEC2.5GY	2.5	3.6	26	17.7	30
ZHEC4.0GY	4	4.1	37	11	45
ZHEC6.0GY	6	4.7	48	7.32	60



TOXFREE[®] ZH N2XH Flex

Halogen Free (LSHF) power cable for public places

CONSTRUCTION	
Conductors	Electrolytic annealed copper Class 5 (Flexible) according to IEC 60228 & AS/NZS 1125
Insulation	XLPE Cross-linked polyethylene type HF-XLPE-90 acc. to IEC 60502-1
Outer Jacket	Low Smoke Halogen Free Polyolefin SHF1 (Black)
Voltage	0.6/1 kV
Minimum Bending Radius	5 x cable diameter
Approvals	IEC 60502-1, IEC 60332-3, IEC 60754-1, IEC 60754-2, IEC 61034, CE, RoHS

PROPERTIES	
Impact Resistance	AG2 Medium Severity
Environmental Resistance	UV Resistant UNE 211605, Good resistance to chemicals & oils
Flame retardant	Flame retardant IEC 60332-1
Fire retardant	Fire non-propagation IEC 60332-3-22
Low smoke halogen free	LSZH IEC 60754-1
Emissions	Low corrosive gases emission IEC 60754-2, Low smoke emission IEC 61034
Light transmittance	>80%
Construction Products Regulation CPR	B2ca-s1a, d1, a1 / Cca-s1a, d1, a1
Service temperature	Maximum 90 Degrees Celsius
Maximum	Max. Short circuit temperature 250C (5 sec.)
Minimum	-40C (Fixed/protected), Install temp. 0 Degrees Celsius

APPLICATIONS	
Supplying electricity in buildings & civil engineering works & limiting the generation and spread of fire & smoke.	
Industrial Use& public places: Hospitals, schools, museums, airports, bus terminals, shopping malls, offices and laboratories	
Safety cable in the event of fire does not emit toxic or corrosive gases. Enables visibility to emergency exits.	
Protection for public health and protection of electronic equipment	
Installation Conditions - Open air, Buried in conduit, fixed protected installations	

PACKAGING	
Roll Lengths	1000M, 500M, 100M, Cut Lengths
Cable Marking	TOP CABLE TOXFREE ZH N2XH Flex 0,6/1 KV nxs mm2 IEC 60502 IEC 6033203022 / 90C DOP TC005_8 B2ca-s1a,di,a1 MADE IN SPAIN XXXXX aaaa meter / Logo AENOR, Logo CMim, XXXXX-No
	Meter Marked



TOXFREE[®] ZH N2XH Flex

Halogen Free (LSHF) power cable for public places

Product code	Cross-section mm ²	Overall Diameter	Max amps *	Voltage drop (V/A -km)	Weight (kg/km)
N2XH.1C10	10	8.2	67	4.23	135
N2XH.1C16	16	9.2	110	2.68	190
N2XH.1C25	25	10.9	147	1.73	285
N2XH.1C35	35	11.8	183	1.23	380
N2XH.1C50	50	13.5	231	0.86	520
N2XH.1C70	70	15.4	292	0.603	710
N2XH.1C95	95	17.2	351	0.457	925
N2XH.1C120	120	19.1	418	0.357	1165
N2XH.2C1.5	2 X 1.5	7.3	24	34	80
N2XH.2C2.5	2 X 2.5	8.6	32	20.4	115
N2XH.2C6.0	2 X 6	10.5	57.25	8.45	205
N2XH.3G1.5	3G 1.5	11.3	20	34	110
N2XH.3G2.5	3G 2.5	12.1	27	20.4	145
N2XH.3G4.0	3G 4.0	12.2	36	12.7	200
N2XH.3G6.0	3G 6.0	13.4	46	8.45	265
N2XH.3G16	3G 16	16.8	91	2.68	405
N2XH.4G1.5	4G 1.5	11.7	20	29.3	130
N2XH.4G2.5	4G 2.5	12.2	27	17.7	175
N2XH.5G1.5	5G 1.5	13.1	20	29.3	155
N2XH.5G2.5	5G 2.5	14.4	27	17.7	215
N2XH.5G4.0	5G 4.0	14.8	36	11	300
N2XH.5G6.0	5G 6.0	16.3	46	7.23	405
N2XH.5G10	5G 10	18.0	66	4.23	625

*Max amperage values according to AS/NZS 3008.1.1:2009 Table 11 (Twin-core), Table 14 (Multicore) X-90, X-HF-90, R-EP-90, R-HF-90, R-CSP-90 90 C (Flexible Cu Unenclosed - Spaced). Ambient temperature 40 C in air, 25 C in ground. Single conductor Current Rating Capacity according to AS/NZS 3808 Flexible Cables with Rubber Insulation, Unenclosed spaced



MARINE CABLES

Power, control,
instrumentation
and low voltage
marine cables.



TOXFREE[®] MARINE Instrumentation Cable (Twisted Pairs)

LSZH X0xTCuZ1-K (AS) Overall Screened Special Instrument Wiring

CONSTRUCTION	
Conductors	Electrolytic annealed copper Class 5 (Flexible) according to IEC 60228 & AS/NZS 1125
Insulation	XLPE Cross-linked polyethylene type HF-XLPE-90 acc. to IEC 60092-360
Protective layer	AL-POS
Screen	Tinned copper braid screen and ripcord
Braid protection	Tinned copper wire braid protection over collective screen
Outer Jacket	LSHF Thermoplastic Polyolefin SHF1 to IEC 60092-360, Grey, Fire retardant
Voltage	150/250 V
Minimum Bending Radius	<25mm = 4x cable diameter, >25mm = 6x cable diameter
Approvals	ABS, DNV-GL, Bureau Veritas, CE, RoHS

PROPERTIES	
Water Resistance	AD6 Waves
Impact Resistance	AG3 High Severity
Environmental Resistance	UV Resistant, resistance to chemicals & oils
Flame retardant	Flame retardant IEC 60332-1
Fire retardant	Fire non-propagation IEC 60332-3-22
Low smoke halogen free	LSZH IEC 60754-1
Emissions	Low corrosive gases emission IEC 60754-2, Low smoke emission IEC 61034
Light transmittance	>60%
Service temperature	Maximum 90 Degrees Celsius
Maximum	Max. Short circuit temperature 250C (5 sec.)
Minimum	-40C (Fixed, protected installations), -15C Installation temp.

APPLICATIONS
Safety instrumentation and telecommunication cable
Computer labs, data centers, telecommunications and networking power supply
Marine use, commercial vessels, international waters vessels, small and large vessels
Luxury yachts, public transport vessels, i.e., Citycat, Passenger vessels
Safety cable in the event of fire does not emit toxic or corrosive gases
Airports, hospitals, schools, public places where safety is required. Protection for public health and protection of electronic equipment

Product code	Cross-section mm ²	Overall Diameter	Weight (kg/km)
ZHTP1.75A	1 X 2 X 0.75	7.6	95
ZHTP2.75A	2 X 2 X 0.75	9.8	130
ZHTP4.75A	4 X 2 X 0.75	11.8	180
ZHTP7.75A	7 X 2 X 0.75	13.9	260
ZHTP10.75A	10 X 2 X 0.75	17.0	390



TOXFREE[®] MARINE XZ1-K (AS)

The Marine Power Cable for Class Vessels

CONSTRUCTION	
Conductors	Electrolytic annealed copper Class 5 (Flexible) according to IEC 60228 & AS/NZS 1125
Insulation	XLPE Cross-linked polyethylene type HF-XLPE-90 acc. to IEC 60092-360
Outer Jacket	Low Smoke Halogen Free Polyolefin SHF1 (IEC 60092-360), Black
Voltage	0.6/1 kV
Minimum Bending Radius	<25mm = 4x cable diameter, >25mm = 6x cable diameter
Approvals	ABS, DNV-GL, Bureau Veritas, Lloyd's Register, CE, RoHS
Standards	AS/NZS 3004.2:2014 Electrical Installations-Marines and Boats- Boat Installations (6.1, 6.2, 6.3.1, 6.3.2, 6.3.3)

PROPERTIES	
Water Resistance	AD6 Waves
Impact Resistance	AG2 Medium Severity
Environmental Resistance	UV Resistant UNE 211605, Good resistance to chemicals & oils
Flame retardant	Flame retardant IEC 60332-1
Fire retardant	Fire non-propagation IEC 60332-3-22
Low smoke halogen free	LSZH IEC 60754-1
Emissions	Low corrosive gases emission IEC 60754-2, Low smoke emission IEC 61034
Light transmittance	>60%
Construction Products Regulation CPR	B2ca-s1a, d1, a1 / Cca-s1a, d1, a1
Service temperature	Maximum 90 Degrees Celsius
Maximum	Max. Short circuit temperature 250C (5 sec.)
Minimum	-40C (Fixed/protected), Install temp. -15C

APPLICATIONS	
Marine use, commercial vessels, international waters vessels	
Maritime projects where LSZH power cables are required by law	
Luxury yachts, public transport vessels, i.e., Citycat, Passenger vessels	
Safety cable in the event of fire does not emit toxic or corrosive gases	

PACKAGING	
Roll Lengths	1000M, 500M, 100M, Cut Lengths
Cable Marking	TOP CABLE TOXFREE MARINE XZ1-K (AS) 0,6/1kV nxs mm2 IEC 60092-353 IEC 6033203022 / 90C DOP TC005_8 B2ca-s1a,di,a1 MADE IN SPAIN XXXXX aaaa meter / Logo AENOR, Logo CMim, XXXXX-NO
	Meter Marked



TOXFREE[®] MARINE XZ1-K (AS)

The Marine Power Cable for Class Vessels

Product code	Cross-section mm ²	Overall Diameter	Max amps *	Voltage drop (V/A -km)	Weight (kg/km)
LSZH.SDI10	10	8.2	67	4.23	135
LSZH.SDI16	16	9.2	110	2.68	190
LSZH.SDI25	25	10.9	147	1.73	285
LSZH.SDI35	35	11.8	183	1.23	380
LSZH.SDI50	50	13.5	231	0.86	520
LSZH.SDI70	70	15.4	292	0.603	710
LSZH.SDI95	95	17.2	351	0.457	925
LSZH.SDI120	120	19.1	418	0.357	1165
LSZH.2C1.5	2 X 1.5	7.3	24	34	80
LSZH.2C2.5	2 X 2.5	8.6	32	20.4	115
LSZH.2C6.0	2 X 6	10.5	57.25	8.45	205
LSZH.3G1.5	3G 1.5	11.3	20	34	110
LSZH.3G2.5	3G 2.5	12.1	27	20.4	145
LSZH.3G4.0	3G 4.0	12.2	36	12.7	200
LSZH.3G6.0	3G 6.0	13.4	46	8.45	265
LSZH.3G16	3G 16	16.8	91	2.68	405
LSZH.4G1.5	4G 1.5	11.7	20	29.3	130
LSZH.4G2.5	4G 2.5	12.2	27	17.7	175
LSZH.5G1.5	5G 1.5	13.1	20	29.3	155
LSZH.5G2.5	5G 2.5	14.4	27	17.7	215
LSZH.5G4.0	5G 4.0	14.8	36	11	300
LSZH.5G6.0	5G 6.0	16.3	46	7.23	405
LSZH.5G10	5G 10	18.0	66	4.23	625

*Max amperage values according to AS/NZS 3008.1.1:2009 Table 11 (Twin-core), Table 14 (Multicore) X-90, X-HF-90, R-EP-90, R-HF-90, R-CSP-90 90 C (Flexible Cu Unenclosed - Spaced). Ambient temperature 40 C in air, 25 C in ground.



TOXFREE[®] ZH MX Switchboard Wiring

Flexible, Halogen Free 90 Degree Cable for electrical panel wiring

CONSTRUCTION	
Conductors	Electrolytic annealed copper Class 5 (Flexible) according to IEC 60228 & AS/NZS 1125
Insulation	Halogen Free Thermosetting Flexible Rubber, type HF 90 acc. IEC 60092-360
Voltage	0.6/1 kV
Bend Radius	4 x cable diameter
Standards	IEC 60092-360, IEC 60332-1, IEC 60332-22, IEC 60754-1, IEC 60754-2, IEC 61034, <HAR>, RoHS, CE, DNV

PROPERTIES	
Environmental Resistance	Acceptable resistance to chemicals/oils
Fire Performance	Flame retardant IEC 60332-1 (non-propagation), Fire non-propagation IEC 60332-22, LSZH IEC 60754-1
Emissions	Low corrosive gases emission IEC 60754-2, Low smoke emission IEC 61034
Temperature Range	-40C to + 90C
Maximum	Max. Short circuit temperature 250C (5 sec.)

Cross-section mm ²	Overall Diameter	Max amps *	Voltage drop (V/A -km)	Weight (kg/km)
1.5	2.9	20	29.5	20
2.5	3.6	26	17.7	30
4	4.1	37	11	45
6	4.7	48	7.32	60



Single conductor Current Rating Capacity according to AS/NZS 3008 Flexible Cables with 90 Degree Insulation, Unenclosed spaced



TOXFREE[®] ZH MX Switchboard Wiring

Flexible, Halogen Free 90 Degree Cable for electrical panel wiring

Product Code	Size & Colour
MX.1.5.BLA	TOXFREE ZH MX E Dca RL100 0,6/1kV 1x1,5 BLACK
MX.1.5.BLU	TOXFREE ZH MX E Dca RL100 0,6/1kV 1x1,5 BLUE
MX.1.5.BRO	TOXFREE ZH MX E Dca RL100 0,6/1kV 1x1,5 BROWN
MX.1.5.GRY	TOXFREE ZH MX E Dca RL100 0,6/1kV 1x1,5 GREY
MX.1.5.RED	TOXFREE ZH MX E Dca RL100 0,6/1kV 1x1,5 RED
MX.1.5.WHI	TOXFREE ZH MX E Dca RL100 0,6/1kV 1x1,5 WHITE
MX.2.5.BLA	TOXFREE ZH MX E Dca RL100 0,6/1kV 1x2,5 BLACK
MX.2.5.BLU	TOXFREE ZH MX E Dca RL100 0,6/1kV 1x2,5 BLUE
MX.2.5.BRO	TOXFREE ZH MX E Dca RL100 0,6/1kV 1x2,5 BROWN
MX.2.5.GRY	TOXFREE ZH MX E Dca RL100 0,6/1kV 1x2,5 GREY
MX.2.5.RED	TOXFREE ZH MX E Dca RL100 0,6/1kV 1x2,5 RED
MX.2.5.WHI	TOXFREE ZH MX E Dca RL100 0,6/1kV 1x2,5 WHITE
MX.4.BLA	TOXFREE ZH MX E Dca RL100 0,6/1kV 1x4 BLACK
MX.4.BLU	TOXFREE ZH MX E Dca RL100 0,6/1kV 1x4 BLUE
MX.4.BRO	TOXFREE ZH MX E Dca RL100 0,6/1kV 1x4 BROWN
MX.4.GRY	TOXFREE ZH MX E Dca RL100 0,6/1kV 1x4 GREY
MX.4.RED	TOXFREE ZH MX E Dca RL100 0,6/1kV 1x4 RED
MX.4.WHI	TOXFREE ZH MX E Dca RL100 0,6/1kV 1x4 WHITE
MX.6.BLA	TOXFREE ZH MX E Dca RL100 0,6/1kV 1x6 BLACK
MX.6.BLU	TOXFREE ZH MX E Dca RL100 0,6/1kV 1x6 BLUE
MX.6.BRO	TOXFREE ZH MX E Dca RL100 0,6/1kV 1x6 BROWN
MX.6.GRY	TOXFREE ZH MX E Dca RL100 0,6/1kV 1x6 GREY
MX.6.RED	TOXFREE ZH MX E Dca RL100 0,6/1kV 1x6 RED
MX.6.WHI	TOXFREE ZH MX E Dca RL100 0,6/1kV 1x6 WHITE



POWER FLEX CABLES

Power Flex Cables Pty Ltd
Sales@powerflexcables.com.au

07 3856 6182

14/87 Webster road, Stafford, QLD 4053

www.powerflexcables.com.au

